Type / Caractéristiques techniques	DRF.31		
Filetage	G 1/4		
Fluides	air comprimé filtré (5 µm) + non lubrifié [1], gaz neutres		
Type	Régulateur à membrane avec une décompression		
Position de montage	indiffèrente		
Pression initiale	Pe max. 16 bar		
Pression secondaire	Pa 0-1 bar, 0,5-3 bar, 0,5-6 bar, 0,5-10 bar		
Température de fluide et ambiante	max. 80°C (autres plages de temps sur demande)		
Fixation	montage encastré, coude		
Poids	1,020 kg, (1,120 kg avec manomètre)		

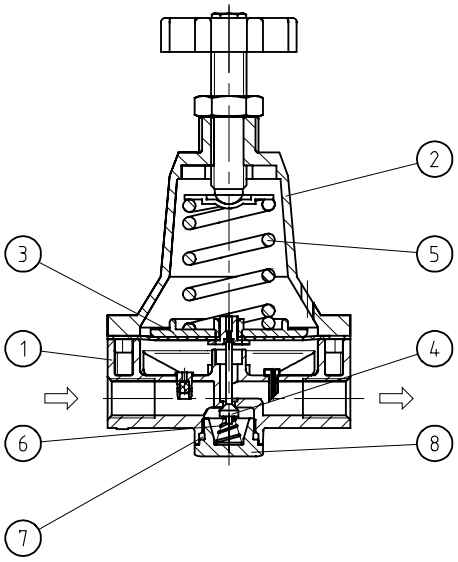

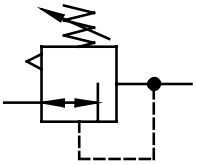

Sèrie 3

Code de designation

DRF. 31 * S *

Type | 1 Raccordement | 2 En option | Pression secondaire

1	**Raccordement**	
	31	G 1/4
2	**En option**	
	G	Manomètre ø63

Pièces de rechange

Nr	designation		matières	codes
1	Corps		zinc - Z 410	---
2	Capot à ressort		zinc - Z 410	---
3	Membrane		FPM	
4	Cône de réglage		FPM	
5	Ressort 0 - 0,5 bar	DRF.31-8	St. - en zinc	5.6231.08.200
	Ressort 0,5 - 3 bar	DR.33-9	St. - en zinc	5.1533.09.000
	Ressort 0,5 - 6 bar	DR.33-35	St. - en zinc	5.1533.35.000
	Ressort 0,5 - 10 bar	DR.33-11	St. - en zinc	5.1533.11.000
6	Ressort	DRF.31-16	niro	5.6231.16.200
7	Joint torique 16 x 2		NBR	
8	Vis dorsale	DRF.31-26	POM	---

Instructions d'utilisation

- **[1] catégorie de qualité 1 selon ISO 8573-1 (Huile résiduaire 0,01 mg/m³) filtre fin (Registre 6)**
- Pour l'utilisation dans les installations de contrôle et de régulation de contrôle de procédés, de l'industrie chimique, de l'exploitation et de la transformation pétrolière, de l'industrie du papier, de la métallurgie, etc.

Les informations sont données à titre indicatif et sous réserve de modifications éventuelles sans préavis.

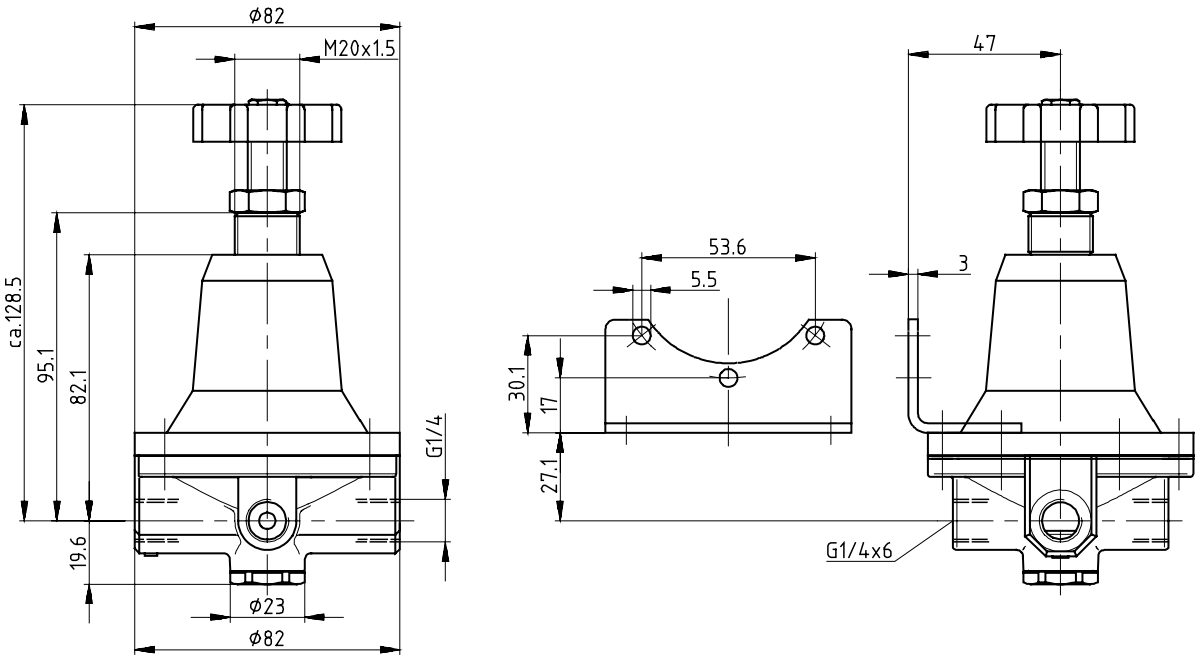

Courbes de débit

Plage de réglage 0 - 1 bar

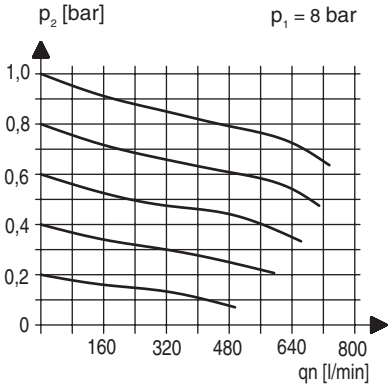

Courbes de débit

Plage de réglage 0,5 - 6 bar

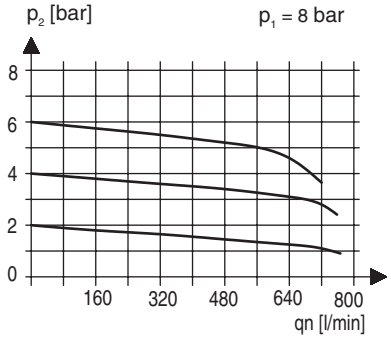

Accessoires

Coude

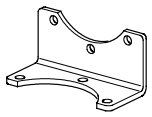

Type: BW.30

Manomètre

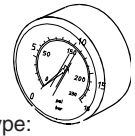

Type:
G 63. 0/2,5R
G 63. 3/ 6R
G 63. 6/10R
G 63.10/16R

Hystérésis

Plage de réglage 0 - 1 bar

qn = 20 l/min

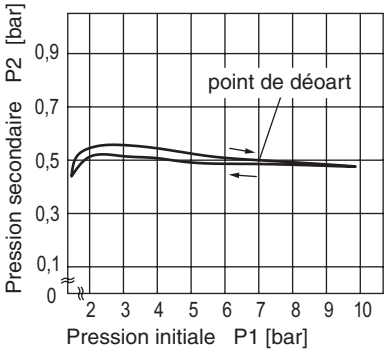

Hystérésis

Plage de réglage 0,5 - 6 bar

qn = 20 l/min

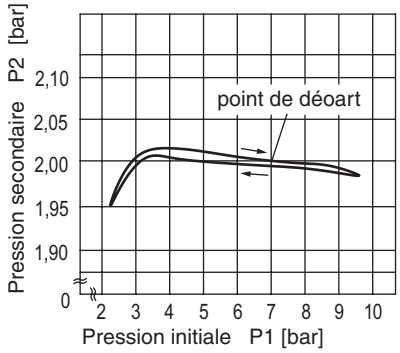

Les informations sont données à titre indicatif et sous réserve de modifications éventuelles sans préavis.

type / item	DRF.31 fb
port size	G 1/4
gauge port size	for feedback pressure
description	air line regulator for feedback systems
	e.g. together with DRI.33 ... 88
mounting	arbitary
supply pressure	Pe max. 16 bar
reduced pressure	0,2 - 7 bar
air consumption	3 - 6 l/min
media- and ambient temperature	max. 80 °C (other temperature ranges available upon request)
fixing	panel mounting, mounting diameter ø20,5 bracket
weight	0,850 kg

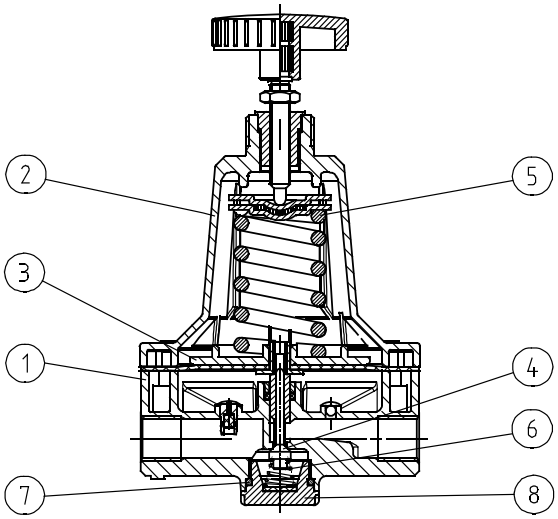

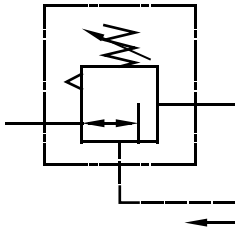

replacement parts

☞ (repair kit: ESA-DRF.31 fb)

no.	description	material	order-no.
1	body	zinc - Z 410	---
2	spring cage	zinc - Z 410	8.2133.77.000
3	diaphragm	FPM	☞
4	valve cone	FPM	☞
5	spring DRF.33-12	st.-galvanized	5.1533.12.000
6	spring DRF.31-16	stainless steel	5.6231.16.200
7	O-ring 16x2	FPM	☞
8	bonnet DRF.31-26	POM	---

application information

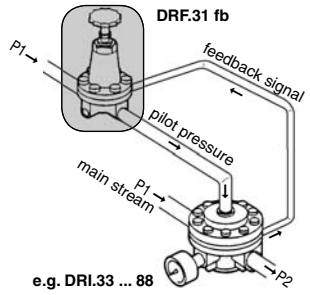

series 3

ordering information

DRF.	31	fb	*
type			reduced pressure
1 port size		2 option	

1	port size	
	31	G 1/4
2	options	
	G	gauge ø63
	S	panel mounting

sopra pneumatic.com

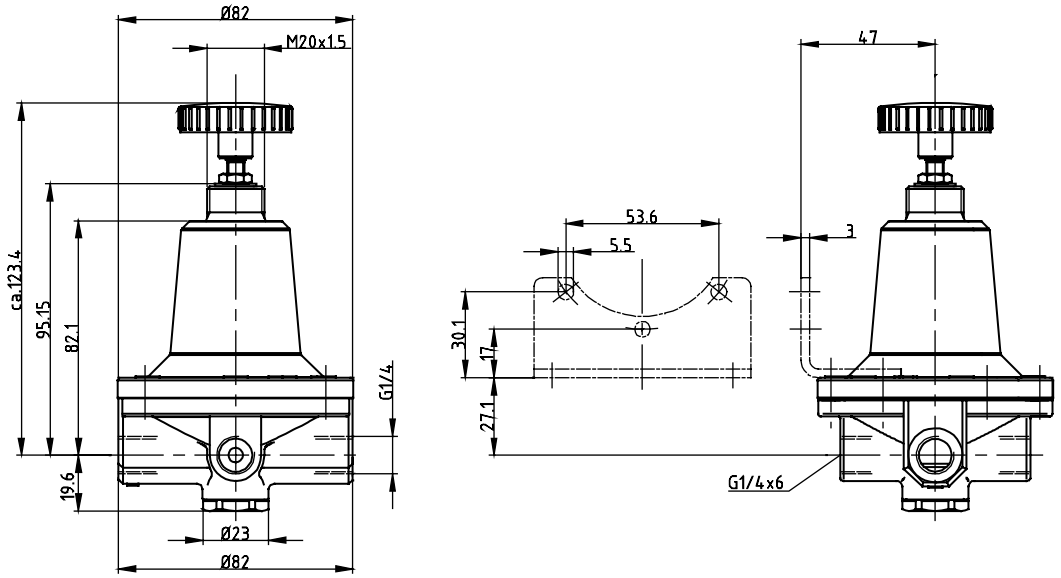

flow characteristics

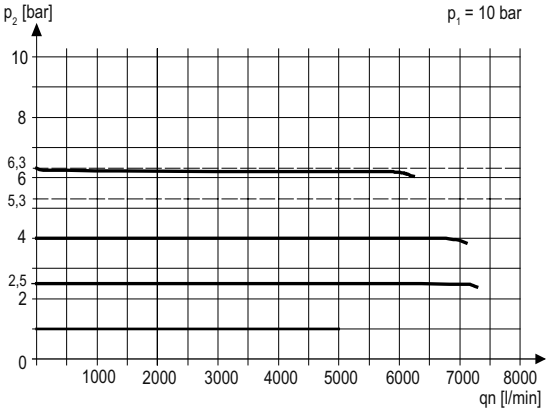

accessories

mounting bracket

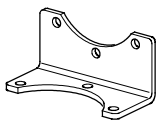

type: BW.30

panel mounting ring M20 x1,5

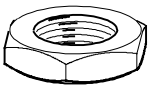

type: DR.11-7

gauge

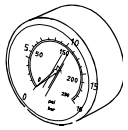

type:
G 63. 3/ 6 R
G 63. 6/10 R
G 63.10/16 R

Operating conditions Standard

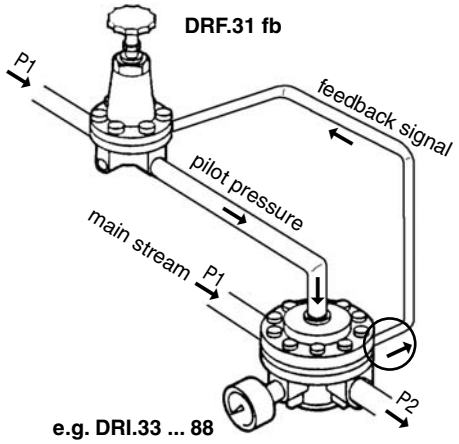

e.g. DRI.33 ... 88

Operating conditions Option

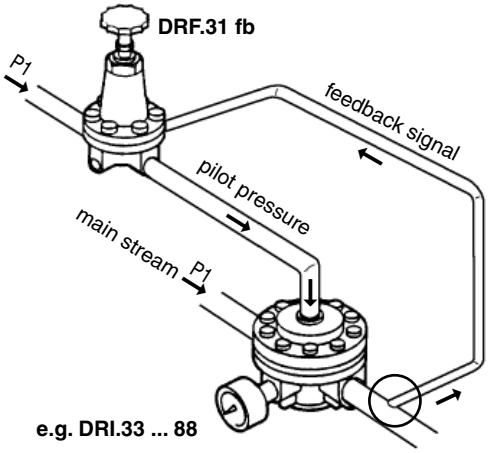

e.g. DRI.33 ... 88